

Ratings and Specifications



Boiler Model	Maximum Input (MBH)	Minimum Input (MBH)	DOE Heating Capacity (MBH)	I=B=R Net Rating (MBH)	ENERGY STAR AFUE (%)
CHG150	150,000	30,000	135,000	117,000	93.10
CHG225	225,000	56,250	202,000	176,000	94.20

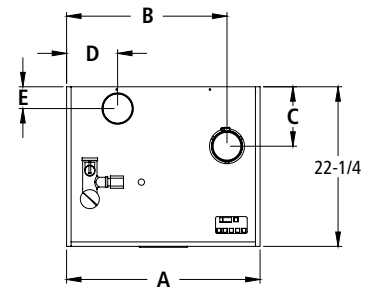
Specifications

Boiler Model	Vent Diameter (inches)	Air Inlet Diameter (inches)	Horizontal Venting		Vertical Venting		Water Volume (gal.)	Approx. Shipping Weight (lbs.)
			Maximum Vent Length (Equiv. Ft.)	Maximum Air Inlet Length (Equiv. Ft.)	Maximum Vent Length (Equiv. Ft.)	Maximum Air Inlet Length (Equiv. Ft.)		
CHG150	3	4	55	60	49.5	52	1.3	258
CHG225	4	4	55	60	47	52	1.1	323

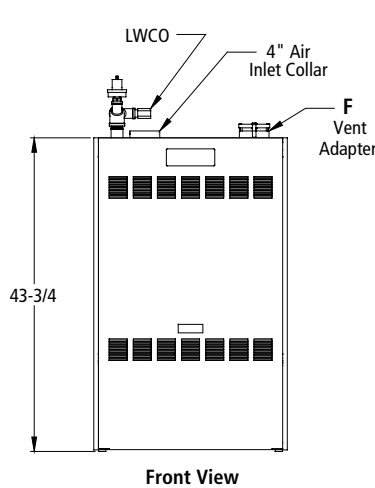
Dimensions

Boiler Model	'A'	'B'	'C'	'D'	'E'
CHG150	23-3/8	18-3/4	8-1/8	13	3-1/2
CHG225	27	22-3/8	8-1/4	7-1/8	3

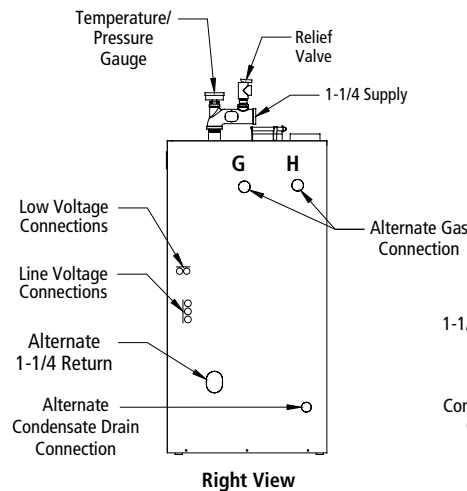
* All dimensions in inches



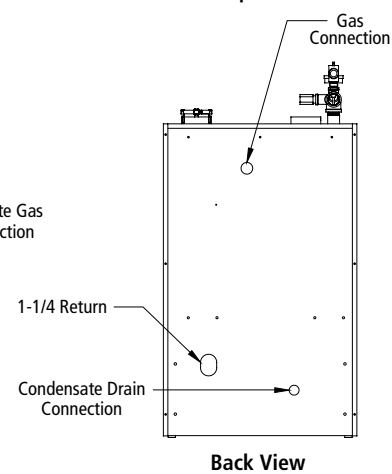
Top View



Front View



Right View



Back View



www.burnham.com

© 2007 U.S. Boiler Company, Inc. - Lancaster, PA
Phone: 1-888-432-8887
www.burnham.com